

KLAMATH FOREST NATIONAL WILDLIFE REFUGE
HUNTING REGULATIONS

HUNTING AREA

Hunting is permitted only on areas designated on the map and in the field as being open to hunting. All non-hunting areas are closed to access.

HUNTABLE SPECIES

Hunters may take geese, ducks, coots, and snipe on the hunting area. ALL OTHER WILDLIFE SPECIES ARE PROTECTED.

SEASON AND BAG LIMITS

Hunting on the refuge will coincide with current Oregon state regulations pertaining to season dates, bag limits, and shooting hours.

LICENSES

All hunters must have in their possession a valid Oregon hunting license and a current Federal duck stamp signed in ink.

RETRIEVING ZONE

Possession of firearms in the 100 yd. retrieving zone is prohibited, except unloaded firearms may be taken through the zone to reach the hunting area.

WEAPONS

No person may possess any weapon or ammunition on the refuge that may not be legally used for taking huntable species.

CAMPING

Camping and overnight use on the refuge is prohibited. Hunters may enter the refuge no earlier than two hours before shooting time.

FIRES

Fires are prohibited.

BOATS

Boats may be used on all areas open to hunting. Air-thrust and inboard water-thrust boats are prohibited. All state boating regulations apply.

VEHICLES

Off-road vehicle use is prohibited. Access to hunting areas beyond designated roads is permitted only by foot. All-terrain vehicles and livestock are prohibited.

PERSONAL PROPERTY

All decoys, boats, and other personal property must be removed from the refuge at the close of each day.

HUNTING BLINDS

Blind construction is limited to natural vegetation or to portable materials which must be removed by the end of the day.

LITTERING

Littering is prohibited. Please remove all empty shell cases and trash from the refuge.

I 49.9: K12

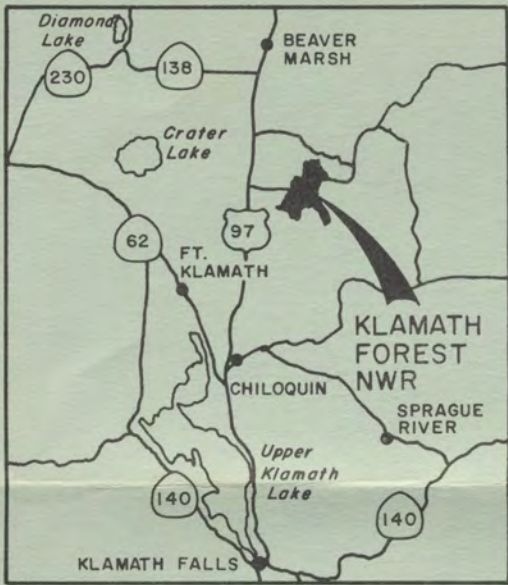
Hunting

Klamath Forest National Wildlife Refuge OREGON






KLAMATH FOREST NATIONAL WILDLIFE REFUGE
U.S. Fish and Wildlife Service

HUNTING MAP

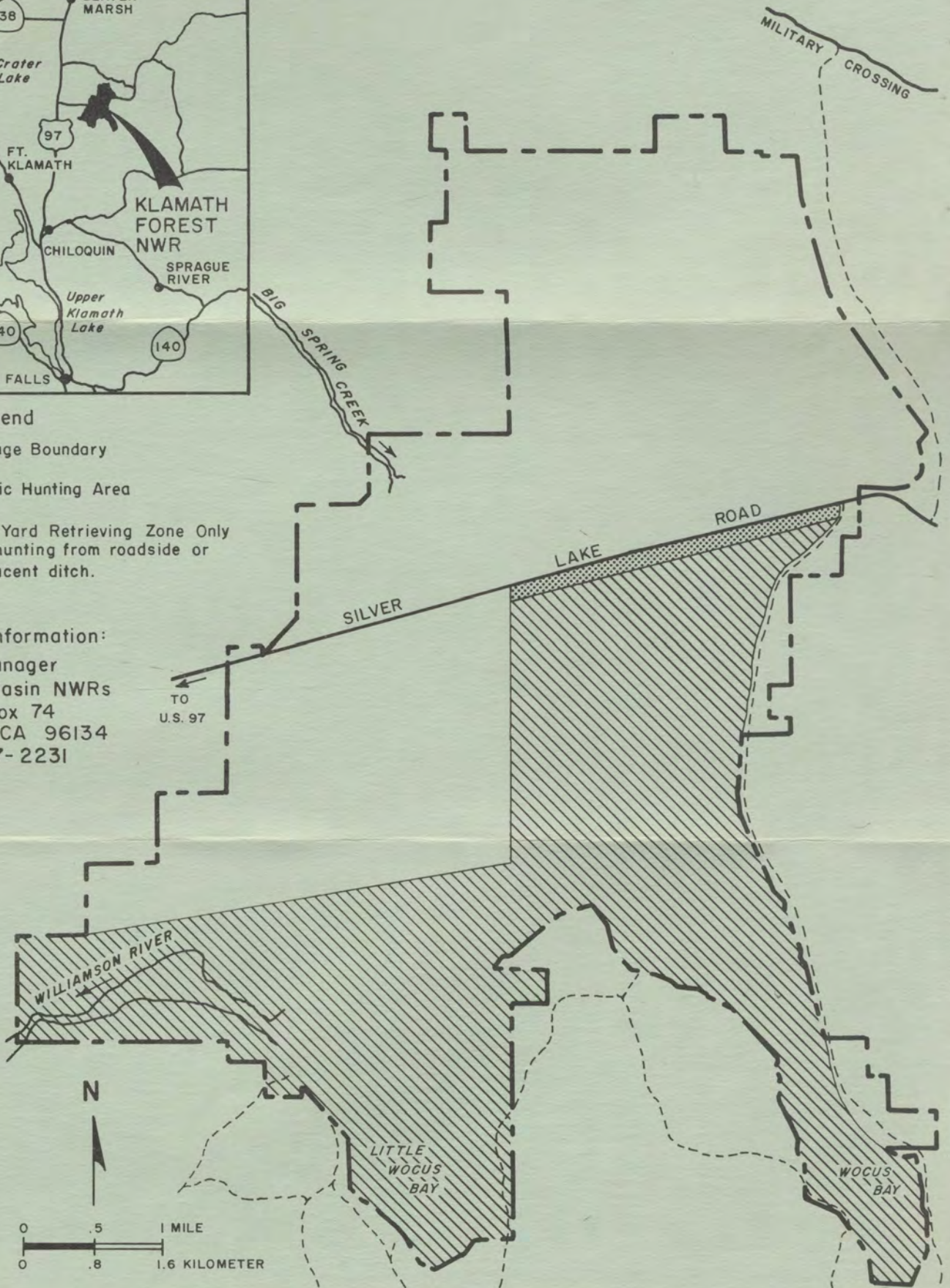


Legend

-  Refuge Boundary
-  Public Hunting Area
-  100 Yard Retrieving Zone Only
No hunting from roadside or adjacent ditch.

Additional Information:

Refuge Manager
Klamath Basin NWRs
Route 1, Box 74
Tulelake, CA 96134
(916) 667-2231



N

